

MINDFLASH TRAINING TUTORIAL

How to Log in and start your program

The Laser Training Institute
Professional Medical Education Assn
www.LaserTraining.org
v1510

Once you have registered for one of our online Laser Training programs, you'll receive an email with a link that takes you to the Mindflash website with your "Course Dashboard" to get started. It's really pretty intuitive and straightforward, so don't make it any more complicated than it is. ***It's very simple but you do have to read the instructions.*** Most people don't even bother with this set of instructions because it's so intuitive, but if you have problems then read this through.

In a nutshell You go to the Mindflash login page and create your own password. We have no access to that and cannot set it up for you. If you forget, there is a link to click about "forgetting your password" on the login page. That sends the password back to your email (not to us).

Here I'll show you a screenshot of the login process for one of our Course Series that involves many different modules. Some of our shorter courses have only one module so the process is the same but much simpler since it's only the one course module.

GETTING EMAILS Some of your emails will come from our office directly including me (Gregory Absten), and some will be automated emails coming from the Mindflash system that simply has my name on them. POTENTIAL ISSUE - if you're not getting the welcome emails check your SPAM folder. Unblock those from lasertraining.org AND the Mindflash system.

ACCESS YOUR PROGRAM 24x7 from anywhere in the world with a reliable internet connection. It is accessible from both Windows and MAC systems any time of the day, any day of the week. If for some reason you have a very bad internet connection you will probably have a hard time accessing and loading the programs. It's your connection most of the time, and not the online program itself. You can check your ping times and your upload and download rates at www.speedtest.net. If your connection is not good you'll have to work that out with your internet provider. We can't help with that end of things.

Large companies or Hospitals sometimes block access to the mindflash types of sites (flash players). If this occurs you'll either need your I.T. Dept to bypass their lock for you (it's easy) to access it, or alternatively you'll need to access the program from your home or other computer connection.

STEP ONE - RECEIVING YOUR INVITATION EMAIL FROM MINDFLASH

Here's the automated email you'll receive from MINDFLASH once you're set up. It has my name on it but I never see these as they go out:

From: Professional Medical Education Assoc.

Hi Gregory,

You have been enrolled in the following series of online courses, Aesthetic Laser & Light Based Procedures v14. Please click on the links below to begin. This series is required to be taken in the order shown below:

Aesthetic Laser I, part 1 v14:

<https://sso.m-ft.co/v64m6q6-0>

Aesthetic Laser 1, Part 2 v14

Aesthetic Laser II, Part 1 v14

Aesthetic Laser II, Part 2 v14

Aesthetic Laser III v14

Aesthetic Laser IV, Part 1 v14

Aesthetic Laser IV, Part 2 v14

Aesthetic Laser V, Part 1 v14

Aesthetic Laser V, Part 2 v14

Aesthetic Laser V, Part 3 v14

Aesthetic Laser VI, Part 1 v14

Aesthetic Laser VI, Part 2 v14

Aesthetic Laser VII v14

Aesthetic Laser VIII, Part 1 v14

Aesthetic Laser VIII, Part 2 v14

Aesthetic Laser IX v14

Aesthetic Laser X, Part 1 v14

Aesthetic Laser X, Part 2 v14

Aesthetic Laser XI v14

Aesthetic Laser XII v14

Thanks, Gregory Absten

Mindflash

Easy Online Training

www.mindflash.com

Notice that in this course there is a series of modules to be completed. Only the first module has an active link because you have to complete them one by one before it will let you advance. When you complete the prior one and go back to your course dashboard on their website, the link will be active for the next course.

STEP 2 - FOLLOW THE LINK TO YOUR COURSE DASHBOARD and create your own Password.....

Click on the link that is provided to you in your invitation email to go to the login page.

(ALTERNATELY - If you trash or lose that email you can access it directly from the front page of our

LaserTraining.org website by clicking on the "Mindflash Course Login" link toward the top left of the front page. Or ... that login page is located at <https://lasertraining.mindflash.com/>

When you follow the link you'll see this first time login page:



Professional Medical Education Assoc.

The Laser Training Institute: not-for-profit medical education, est. 1980

Set a password to continue

Email: student@lasertraining.org
Please set a password in order to log in.

Password

Must contain at least 8 characters, one uppercase and lowercase letter, number, and symbol

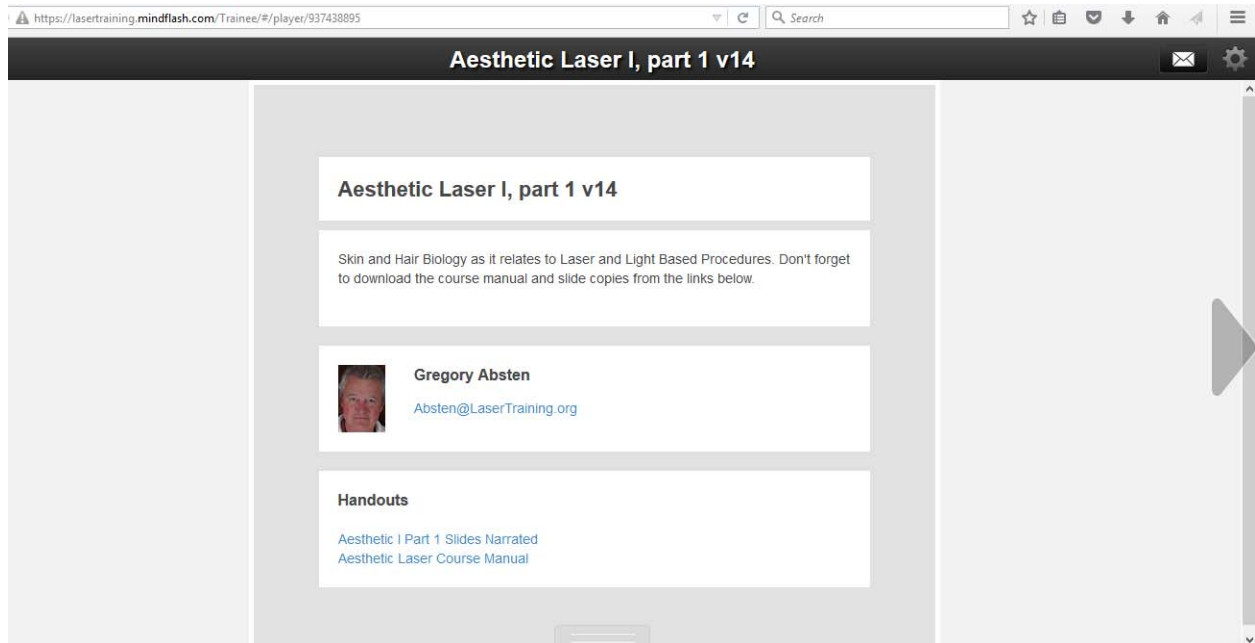
Confirm Password

Go ahead and create your own password. We have no access to it and cannot set it for you nor retrieve it for you. If you forget it later on there is a button to click to have it resent to you from the system.

Their password rule is stated clearly on that page. It must have at least 8 characters, including one uppercase and lowercase letter, a number, and symbol.

OK I created a password and click "submit".

This immediately takes me to the first page of my first module in the course series, the example in the Aesthetic Series shown here:

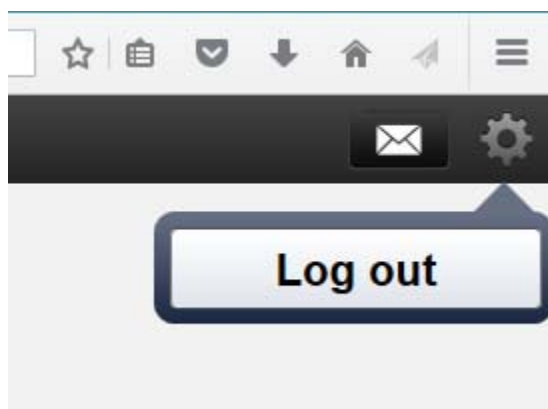


IMPORTANT: Notice the bottom of this first slide has "handouts". These are the PDF files for the printed slides and course manual. You MUST download them from the beginning here. After you finish a module you can't go backwards to get them. Just save them to your computer somewhere and then at your option print them or just read them on your computer. That stays with you.

Notice the arrow on the right hand side. This is how you advance to the next slide. Most (but not all) of the slides have audio narration so let it play through until you advance to the next slide.

STEP 3 - LOGGING OUT:

When you're ready to quit (even part way through a module, just click on the icon in the top right of the slide as shown here:



When you come back the program will remember where you were.

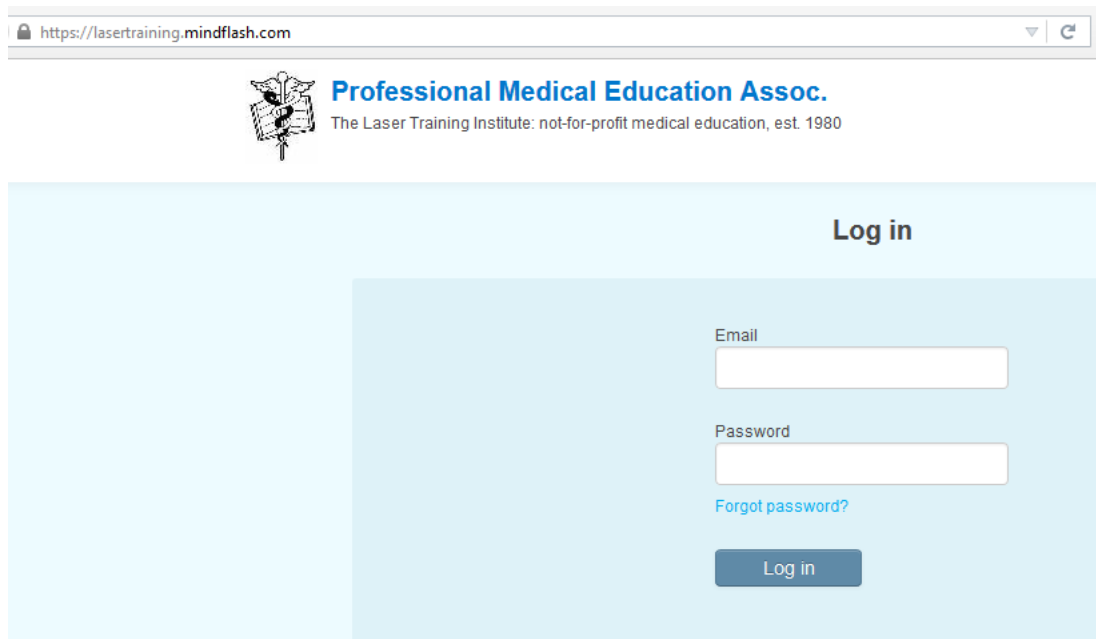
If you have a question as you go along just click on the envelope icon to the left of the logout icon and you can send me an email (me personally - not automated). A screen will pop up to allow you to send the email.

STEP 4 - LOGGING BACK IN

If you still have the original invitation email and link just use that.

Or enter the URL directly as <https://lasertraining.mindflash.com/>

Or Go to our www.LaserTraining.org website and click on the "Mindflash Login" link toward the top left of the page. The screenshot of this login page is:



The screenshot shows a web browser window with the address bar displaying <https://lasertraining.mindflash.com>. The page header features the logo of the Professional Medical Education Assoc. (The Laser Training Institute: not-for-profit medical education, est. 1980) on the left and the text "Professional Medical Education Assoc." in blue on the right. Below the header is a light blue login form titled "Log in". The form contains two input fields: "Email" and "Password". Below the "Password" field is a blue link labeled "Forgot password?". At the bottom of the form is a dark blue button labeled "Log in".

Notice that you now must enter your EMAIL AND PASSWORD that you created previously. Use the email address that you registered with. Use the Password that you created the first time you logged in to the mindflash system. Notice the "Forgot Password" link if you forget it just click this link and the system will send it back to your email address. We have no access to that.

In the example here of the Aesthetic Laser series, it takes me back where I left off:

https://lasertraining.mindflash.com/Trainee/#/

Professional Medical Education Assoc.
The Laser Training Institute: not-for-profit medical education, est. 1980

Gregory Absten

My Courses

Search...

All (1) Invited (1) Completed (0)

▼ Aesthetic Laser & Light Based Pro... 20

- Aesthetic Laser I, part 1 v14
- 🔒 Aesthetic Laser 1, Part 2 v14
- 🔒 Aesthetic Laser II, Part 1 v14
- 🔒 Aesthetic Laser II, Part 2 v14
- 🔒 Aesthetic Laser III v14
- 🔒 Aesthetic Laser IV, Part 1 v14
- 🔒 Aesthetic Laser IV, Part 2 v14
- 🔒 Aesthetic Laser V, Part 1 v14

Powered by Mindflash

Aesthetic Laser I, part 1 v14

Resume Course

Skin and Hair Biology as it relates to Laser and Light Based Procedures. Don't forget to download the course manual and slide copies from the links below.

Handouts

- Aesthetic I Part 1 Slides Narrated
- Aesthetic Laser Course Manual

Gregory Absten
Absten@LaserTraining.org

Last Activity 21 Oct 2015

Privacy Policy

Since I had not yet finished module I, I can still download the handouts, but when I finish this module I can't go back and do this. Just click on the "Resume Course" to pick up where you left off. That takes me to the last slide where I quit.

ACCESS YOUR COURSE ROUTINELY TO COMPLETE IT:

We have only so many "seats" available at any one time in our online courses. For that reason, if someone is registered but sits for weeks or months without accessing it, it ties up our available spots to register new students. We are now starting to set time limits on some of our programs - very conservatively at 3 months total time to complete (most of these can actually be completed in a few days to a week). After that time you will have to pay a re-instatement fee to continue the course. Most of our courses however have no such time limit on them yet. However, if you don't access your program at least once every 30 days you will be "archived" and no longer be able to access your program until you call or email to be re-activated. Please just make steady progress on your program. That's most helpful to you as well to get the most out of the training and retain what is being taught.

QUIZZES AT ENDS OF MOST MODULES:

Most modules have a quiz you must take and pass. For that reason don't rush through a module just browsing it. Take the time to read and listen to each slide. You'll be tested on it. You must have a 70% or better to pass. If for some reason you don't pass a module just let us know and we'll reset you at no charge for that module.

FINISHING THE COURSE AND RECEIVING YOUR ACCREDITED CERTIFICATE OF LASER TRAINING:

When you finish your last module we'll receive an automated email that tells us. We then have to manually go back in to the system to confirm that you successfully completed all of the quizzes in the modules, so this would happen when our office is open M-F during normal business hours. Once this is confirmed we'll send you an email with a PDF copy of your Certificate of Laser Training, and we'll then mail you the printed hard copy to the address you registered with. Some of our students are part of various training groups and those Certificates will be sent back to the main office of the group for subsequent distribution.

QUESTIONS?

Email Gregory Absten: Absten@LaserTraining.org

Call the office at 305.851-8081 or 800-435-3131

www.LaserTraining.org